

EOS Aluminium AlSi10Mg  
Material Data Sheet

# EOS Aluminium AlSi10Mg

## Good Strength & Dynamic Load Bearing Capacity

EOS Aluminium AlSi10Mg is a widely used alloy that combines light weight and good mechanical properties. Different heat treatments can be applied to modify properties for example to increase ductility and conductivity. The material has good thermal and electrical conductivity especially after heat treatment. In addition, gas tight parts can be manufactured with EOS Aluminium AlSi10Mg.

### Main Characteristics:

- Good strength, hardness and dynamic properties
- High corrosion resistance
- Good thermal and electrical conductivity
- Properties can be modified with heat treatments

### Typical Applications:

- General engineering components and parts subject to high loads
- Lightweight designs
- Aerospace and automotive components
- Substitution of cast AlSi10Mg parts

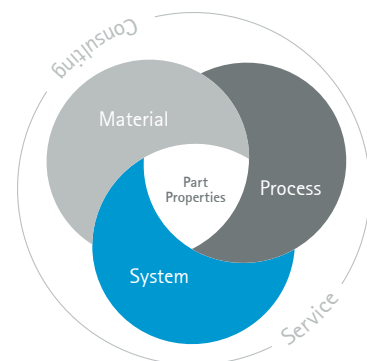
### The EOS Quality Triangle

EOS uses an approach that is unique in the AM industry, taking each of the three central technical elements of the production process into account: the system, the material and the process. The data resulting from each combination is assigned a Technology Readiness Level (TRL) which makes the expected performance and production capability of the solution transparent.

EOS incorporates these TRLs into the following two categories:

- Premium products (TRL 7-9): offer highly validated data, proven capability and reproducible part properties.
- Core products (TRL 3 and 5): enable early customer access to newest technology still under development and are therefore less mature with less data.

All of the data stated in this material data sheet is produced according to EOS Quality Management System and international standards.



## Powder Properties

The chemical composition of the EOS Aluminium AlSi10Mg powder is in compliance with the DIN EN 1706 (EN AC-43000) standard.

### Powder chemical composition (wt.-%)


Element	Min.	Max.
Al	Balance	
Si	9.0	11.0
Fe	-	0.55
Cu	-	0.05
Mn	-	0.45
Mg	0.25	0.45
Ni	-	0.05
Zn	-	0.10
Pb	-	0.05
Sn	-	0.05
Ti	-	0.15

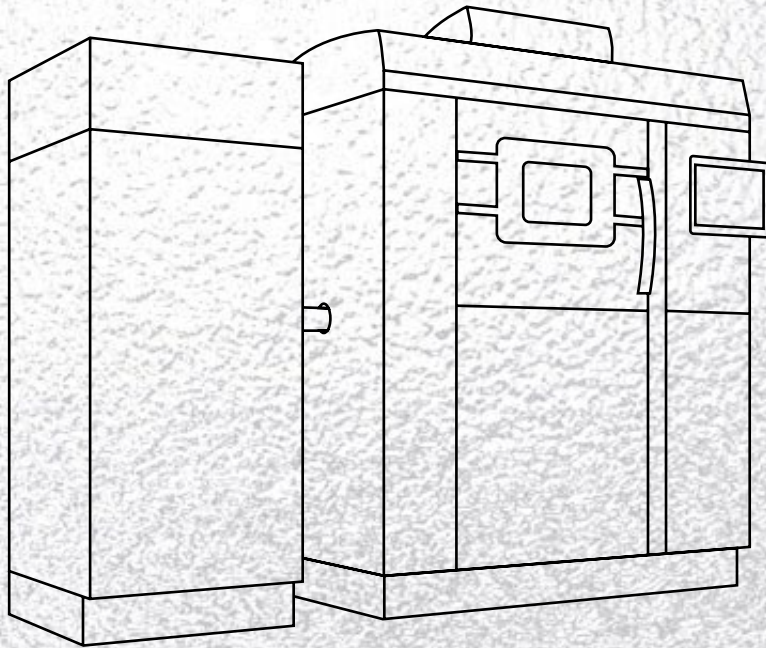
### Powder particle size

Generic particle size distribution

25 - 70  $\mu\text{m}$

SEM image of EOS Aluminium AlSi10Mg powder.

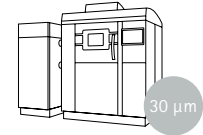




## EOS Aluminium AlSi10Mg for EOS M 290 | 30 $\mu\text{m}$

Process Information  
Heat Treatment  
Physical Part Properties  
Mechanical Properties  
Additional Data

## EOS Aluminium AlSi10Mg for EOS M 290 | 30 µm Process Information



High performance process with smooth and shiny surfaces. Process is developed to have high density with smooth vertical surfaces. T6 heat treatment enables excellent elongation with moderate strength and reduced anisotropy.

### Main Characteristics:

- Good mechanical properties and low amount of defects.
- Shiny and smooth surfaces on vertical areas.
- Mechanical properties can be modified with heat treatment.

System set-up	EOS M 290
EOS MaterialSet	AlSi10Mg_FlexM291 2.01
Software requirements	EOSPRINT 1.6 or newer EOSYSTEM 2.4 or newer
Powder part no.	9011-0024
Recoater blade	EOS HSS blade
Build platform temperature	35 °C
Nozzle	EOS standard nozzle
Inert gas	Argon
Sieve	90 µm

### Additional information

Layer thickness	30 µm
Volume rate	5.1 mm <sup>3</sup> /s
Minimum wall thickness	0.4 mm

Increasing build platform temperature can improve buildability but build platform temperatures >100 °C together with high energy input from laser may lead to aging / overaging of parts and thus a change in mechanical properties. This risk is relevant in builds with long duration and when heat conductivity from parts is reduced due to light support structures.

## Heat Treatment

### EOS T6 Heat Treatment:

EOS has developed an AM optimized heat treatment procedure that is 40% shorter than conventional T6 heat treatment procedures.

Solution annealing 30 min @ 530 °C, water quench. Artificial aging 6 h @ 165 °C, cooling in air.

Parts to preheated oven. Maximum overheating 5 °C. Delay between SA and quenching maximum 30 s. Oven type & configuration may have

impact on the mechanical properties. For complex and massive parts uniform heating and cooling needs to be arranged.

EOS T6 treatment is recommended to obtain controlled mechanical properties and lower variation in mechanical values (for example in long build jobs if heat transfer from parts is limited by low amount of support and after stress relief heat treatment).

An increase in porosity due to heat treatment is possible.

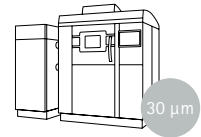
A more detailed description of heat treatment is available upon request.

### Solution Annealing:

30 minutes in 530 °C followed by immediate quenching to water.





### Aging:

Artificial aging of 6 hours in 165 °C followed by cooling in air.



## Physical Part Properties

The chemical composition of the EOS Aluminium AlSi10Mg parts is in compliance with the DIN EN 1706 (EN AC-43000) standard.

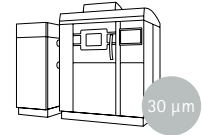


*Microstructure images in the top row are as manufactured and as manufactured plus etched. Those in the bottom row are heat treated and heat treated plus etched. Etched according to internal procedure using Groesbeck reagent.*

### Microstructure of the produced parts

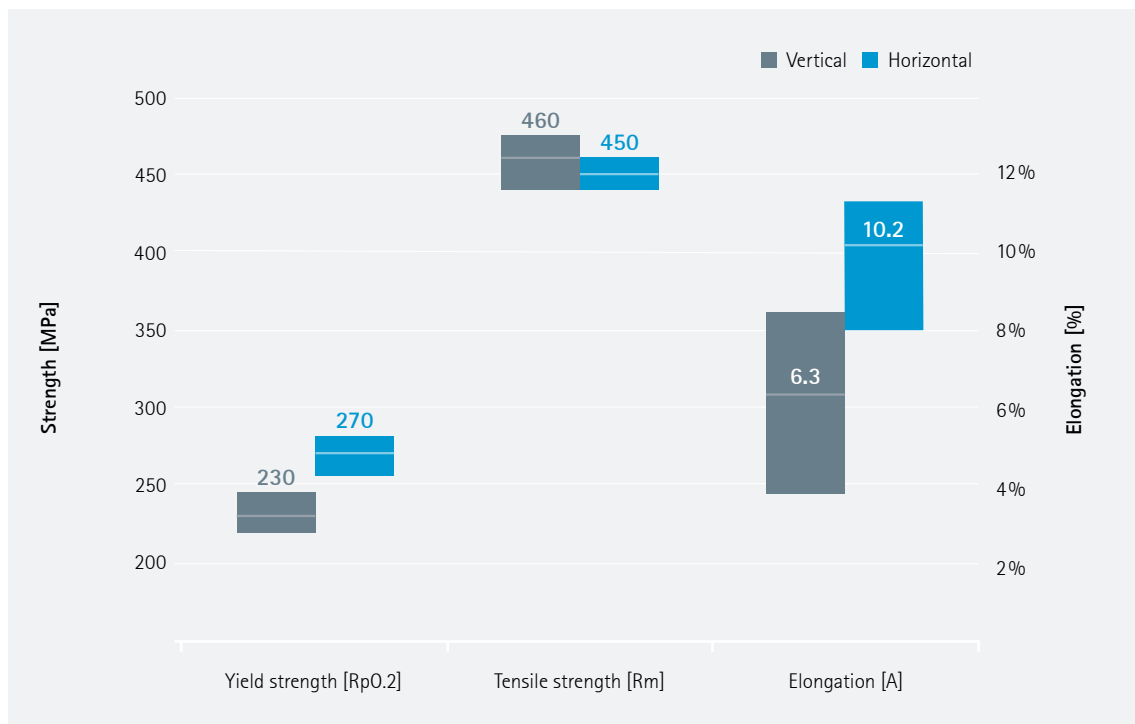
Defects	Result	Number of samples
Average defect percentage as manufactured	0.04 %	45
Average defect percentage after EOS T6 HT	0.1 - 0.2 %	-
Density ISO 3369	Result	Number of samples
Average density	≥ 2.67 g/cm <sup>3</sup>	34

## Mechanical Properties



### Mechanical properties (as manufactured state)

	Yield strength Rp0.2 [MPa]	Tensile strength Rm [MPa]	Elongation at break A [%]	Number of samples
Vertical	230	460	6.3	261
Horizontal	270	450	10.2	108



The testing was done according to ISO 6892-1, B10. Machined (turned) samples were used.

### Typical mechanical properties (heat treated state, EOS T6)

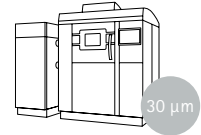
	Yield strength Rp0.2 [MPa]	Tensile strength Rm [MPa]	Elongation at break A [%]	Number of samples
Vertical	250	310	11	42
Horizontal	260	320	11	36

In case higher build platform temperature is used it is strongly advised to perform EOS T6 heat treatment in order to obtain mechanical properties similar to those stated in the MDS.

In case stress relieving of parts is needed prior to removal from build platform, EOS recommends SR HT: 90 minutes @ 270 °C. Typical properties obtained after SR: YS 200 MPa; TS 310 MPa; elongation 9%.

EOS T6 treatment is recommended to obtain controlled mechanical properties and lower variation in mechanical values (for example in long build jobs if heat transfer from parts is limited by low amount of support and after stress relieve heat treatment).

## Additional Data



### Thermal conductivity

#### Thermal conductivity (ISO 22007-2:2015)

Typical values	as manufactured [W/m-K]	EOS T6 [W/m-K]	stress-relieved [W/m-K]
Vertical	100	165	160
Horizontal	110	155	165

### Electrical conductivity

#### Electrical conductivity (ASTM E1004)

Typical values	as manufactured [% IACS]	EOS T6 [% IACS]	stress-relieved [% IACS]
Horizontal	25	44	44

### Fatigue strength

#### Typical lower limit of fatigue strength

[MPa] as manufactured	110
-----------------------	-----

#### Method:

HCF, ASTM E466-15, 20 million cycles, fully reversed

High cycle fatigue testing performed on machined vertical and horizontal samples. No heat treatment.

Aluminum alloys do not have fatigue limit. Actual fatigue values depend on sample geometry and specially surface finish.

### Coefficient of thermal expansion

#### Coefficient of thermal expansion

Standard	ASTM E228		
Temperature	25-100 °C	25-200 °C	25-300 °C
CTE	20*10 <sup>-6</sup> /K	22*10 <sup>-6</sup> /K	27*10 <sup>-6</sup> /K

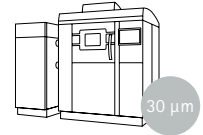
### Gas tightness

#### Typical lower limit of fatigue strength

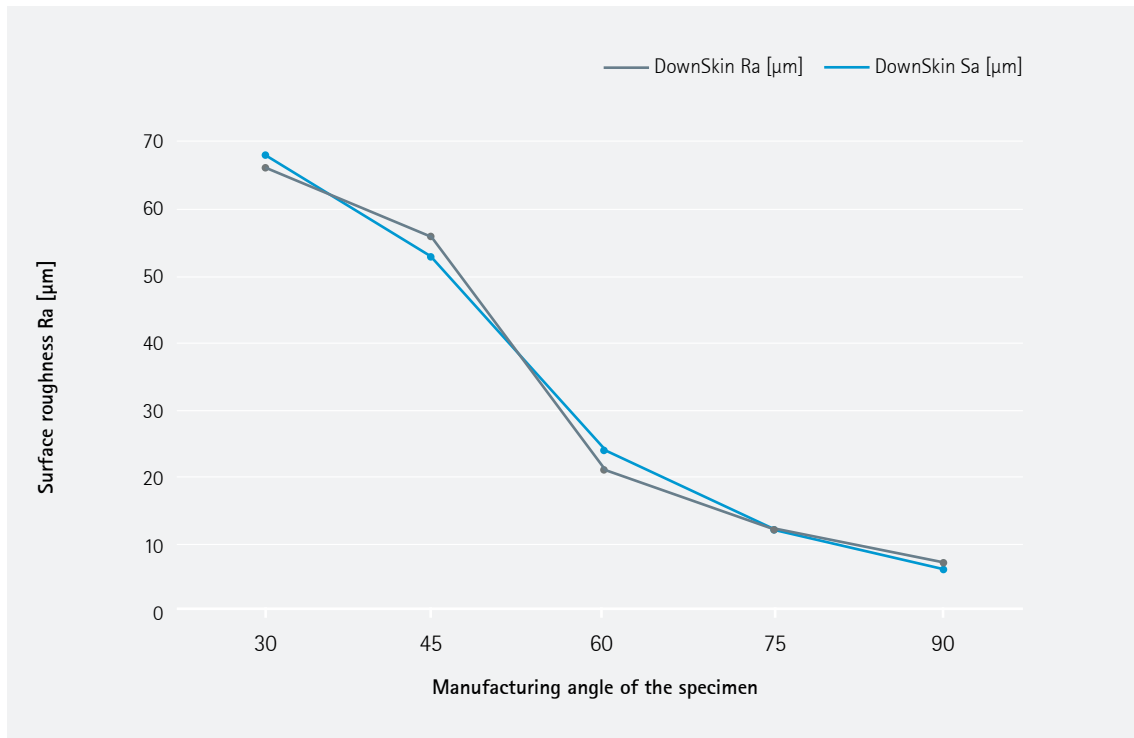
Standard	EN 13185:2001
Typical leak level	10 <sup>-6</sup> mbar l/s

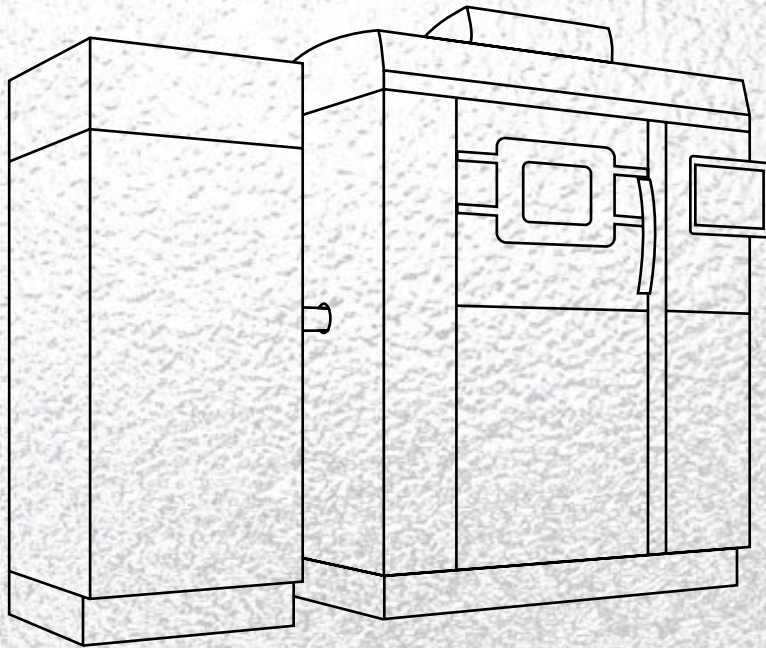


## Additional Data



### Surface roughness as manufactured



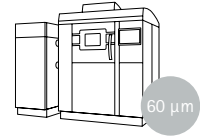


## EOS Aluminium AlSi10Mg for EOS M 290 | 60 $\mu\text{m}$

Process Information  
Heat Treatment  
Physical Part Properties  
Mechanical Properties  
Additional Data

## EOS Aluminium AlSi10Mg for EOS M 290 | 60 µm

### Process Information



Higher productivity process can be used where mechanical requirements are less demanding but where cost-efficiency is needed. The 60 µm EOS M 290 process has high resolution of fine features and buildability of thin walls.

Heat treatment can be used to affect mechanical properties.

#### Main Characteristics:

- Increased productivity of aluminum parts with EOS M 290
- Good mechanical properties
- Good buildability of challenging geometries

System set-up	EOS M 290
EOS MaterialSet	AlSi10Mg_060_CoreM291 1.00
Software requirements	EOSPRINT 2.6 or newer EOSYSTEM 2.6 or newer
Powder part no.	9011-0024
Recoater blade	EOS HSS blade
Build platform temperature	100 °C
Nozzle	EOS grid nozzle
Inert gas	Argon
Sieve	90 µm

#### Additional information

Layer thickness	60 µm
Volume rate	10.5 mm <sup>3</sup> /s

## Heat Treatment

### EOS T6 Heat Treatment:

EOS has developed an AM optimized heat treatment procedure that is 40% shorter than conventional T6 heat treatment procedures.

Solution annealing 30 min @ 530 °C, water quench. Artificial aging 6 h @ 165 °C, cooling in air.

Parts to preheated oven. Maximum overheating 5 °C. Delay between SA and quenching maximum 30 s. Oven type & configuration may have

impact on the mechanical properties. For complex and massive parts uniform heating and cooling needs to be arranged.

EOS T6 treatment is recommended to obtain controlled mechanical properties and lower variation in mechanical values (for example in long build jobs if heat transfer from parts is limited by low amount of support and after stress relief heat treatment).

An increase in porosity due to heat treatment is possible.

A more detailed description of heat treatment is available upon request.

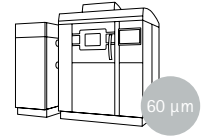
### Solution Annealing:

30 minutes in 530 °C followed by immediate quenching to water.


### Aging:

Artificial aging of 6 hours in 165 °C followed by cooling in air.

## Physical Part Properties



The chemical composition of the EOS Aluminium AlSi10Mg parts is in compliance with the DIN EN 1706 (EN AC-43000) standard.



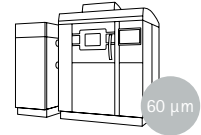
*Microstructure as manufactured.*

---

### Microstructure of the produced parts (as manufactured state)

Defects	Result
Average defect percentage	0.2 %
Density ISO 3369	Result
Average density	$\geq 2.66 \text{ g/cm}^3$

## Mechanical Properties



### Typical properties (as manufactured state)

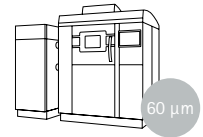
	<b>Yield strength</b> Rp0.2 [MPa]	<b>Tensile strength</b> Rm [MPa]	<b>Elongation at break</b> A [%]
Vertical	240	440	4
Horizontal	250	440	7

The testing was done according to ISO 6892-1, B10. Machined (turned) samples were used.

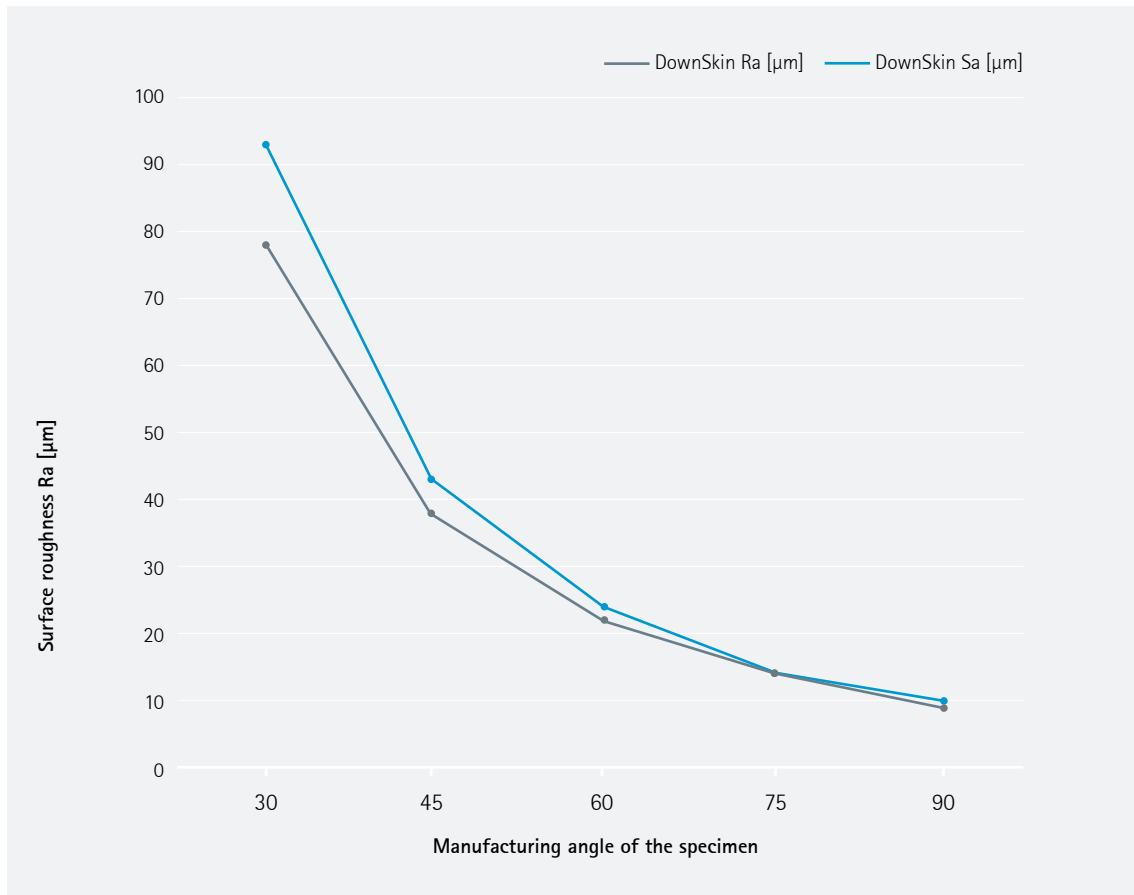
### Typical mechanical properties (heat treated state, EOS T6)

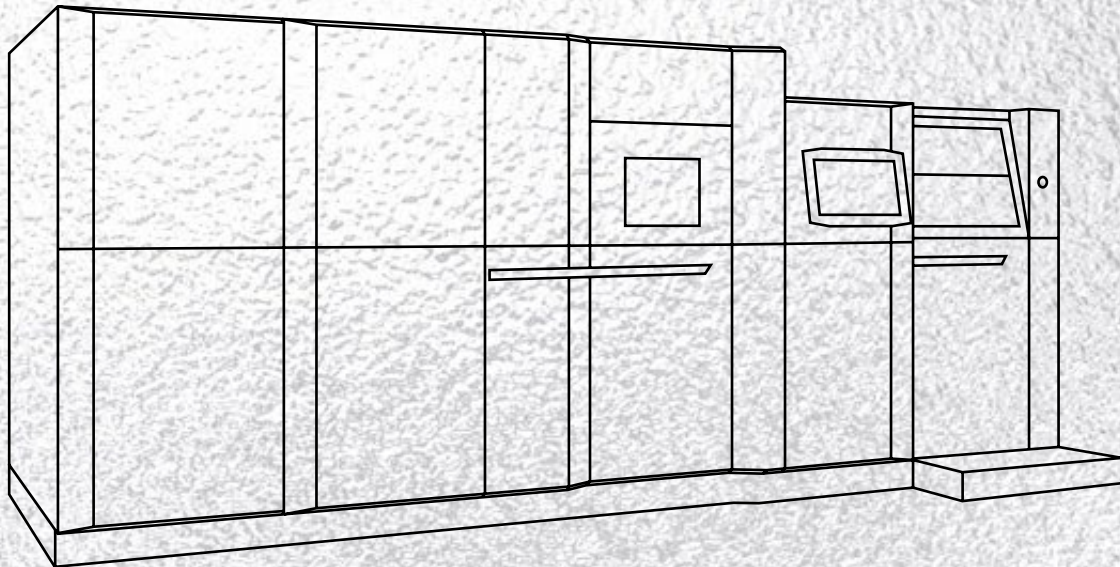
	<b>Yield strength</b> Rp0.2 [MPa]	<b>Tensile strength</b> Rm [MPa]	<b>Elongation at break</b> A [%]
Vertical	250	320	8
Horizontal	260	320	9

## Additional Data



### Surface roughness as manufactured



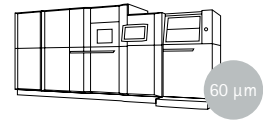


## EOS Aluminium AlSi10Mg for EOS M 300-4 | 60 $\mu\text{m}$

Process Information  
Heat Treatment  
Physical Part Properties  
Mechanical Properties

# EOS Aluminium AlSi10Mg for EOS M 300-4 | 60 µm

## Process Information



Process consists of high productivity and good mechanical properties.

### Main Characteristics:

- Good mechanical properties and high productivity combined
- Heat treatment can be used to affect mechanical properties

System set-up	EOS M 300-4
EOS MaterialSet	AlSi10Mg_060_M304 1.00
Software requirements	EOSPRINT 2.8 or newer EOSYSTEM 2.12 or newer
Powder part no.	9011-0024
Recoater blade	EOS HSS blade, 2-sided recoating
Build platform temperature	165 °C
Inert gas	Argon
Sieve	90 µm

### Additional information

Layer thickness	60 µm
Volume rate	up to 4 x 10.5 mm <sup>3</sup> /s

## Heat Treatment

### EOS T6 Heat Treatment:

EOS has developed an AM optimized heat treatment procedure that is 40% shorter than conventional T6 heat treatment procedures.

Solution annealing 30 min @ 530 °C, water quench. Artificial aging 6 h @ 165 °C, cooling in air.

Parts to preheated oven. Maximum overheating 5 °C. Delay between SA and quenching maximum 30 s. Oven type & configuration may have

impact on the mechanical properties. For complex and massive parts uniform heating and cooling needs to be arranged.

EOS T6 treatment is recommended to obtain controlled mechanical properties and lower variation in mechanical values (for example in long build jobs if heat transfer from parts is limited by low amount of support and after stress relief heat treatment).

An increase in porosity due to heat treatment is possible.

A more detailed description of heat treatment is available upon request.

### Solution Annealing:

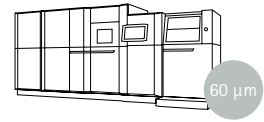
30 minutes in 530 °C followed by immediate quenching to water.

### Aging:

Artificial aging of 6 hours in 165 °C followed by cooling in air.



## Physical Part Properties



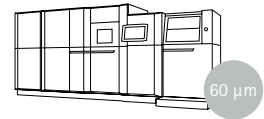
The chemical composition of the EOS Aluminium AlSi10Mg parts is in compliance with the DIN EN 1706 (EN AC-43000) standard.



*Microstructure as manufactured.*

### Microstructure of the produced parts (as manufactured state)

Defects	Result	Number of samples
Average defect percentage	0.08 %	16
Typical max. defect size	130 µm	16



## Mechanical Properties

### Typical properties (as manufactured state)

	Yield strength Rp0.2 [MPa]	Tensile strength Rm [MPa]	Elongation at break A [%]	Number of samples
Vertical	210	340	4	160
Horizontal	225	375	7	63

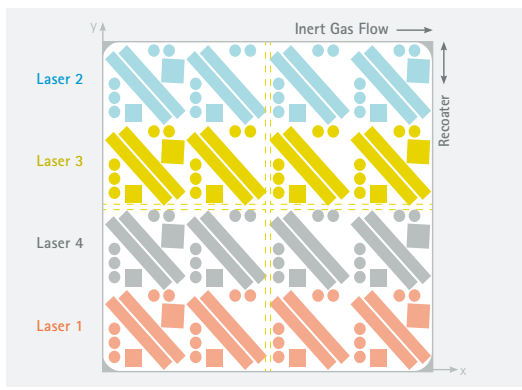
The testing was done according to EN ISO 6892-1 B10. Machined (turned) samples were used. The values in the table are average values and dependent on the build platform temperature, the thermal load of the job layout as well as the position on the build plate.

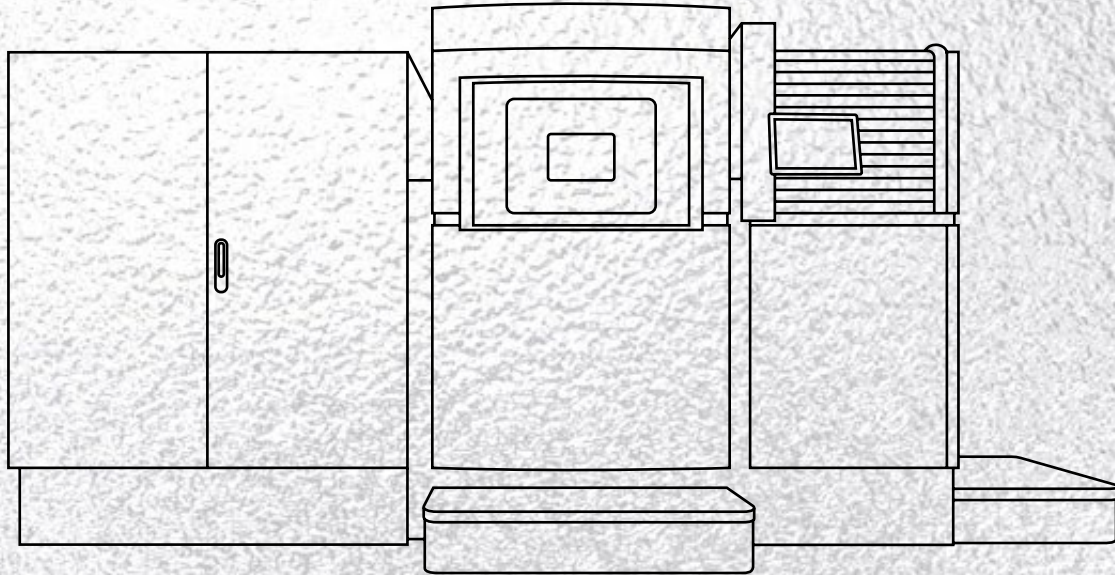
### Typical properties (heat treated state, EOS T6)

	Yield strength Rp0.2 [MPa]	Tensile strength Rm [MPa]	Elongation at break A [%]	Number of samples
Vertical	250	320	11	160
Horizontal	225	375	11	64

### Layout of test job

Part properties based on one test job each for the as manufactured and heat treated data.

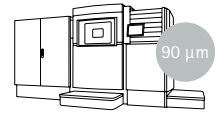




## EOS Aluminium AlSi10Mg for EOS M 400 | 90 $\mu\text{m}$

Process Information  
Heat Treatment  
Physical Part Properties  
Mechanical Properties

## EOS Aluminium AlSi10Mg for EOS M 400 | 90 µm Process Information



High productivity process with moderate mechanical properties. EOS T6 heat treatment is recommended for parts where higher elongation properties are required.

### Main Characteristics:

- High productivity
- Moderate mechanical properties
- Good buildability with uniform surface roughness

System set-up	EOS M 400
EOS MaterialSet	AlSi10Mg_090_FlexM400 1.01
Software requirements	EOSPRINT 2.6 or newer EOSYSTEM 2.6 or newer
Powder part no.	9011-0024
Recoater blade	EOS HSS or soft
Build platform temperature	165 °C
Inert gas	Nitrogen
Sieve	90 µm

### Additional information

Layer thickness	90 µm
Volume rate	27.8 mm <sup>3</sup> /s

## Heat Treatment

### EOS T6 Heat Treatment:

EOS has developed an AM optimized heat treatment procedure that is 40% shorter than conventional T6 heat treatment procedures.

Solution annealing 30 min @ 530 °C, water quench. Artificial aging 6 h @ 165 °C, cooling in air.

Parts to preheated oven. Maximum overheating 5 °C. Delay between SA and quenching maximum 30 s. Oven type & configuration may have

impact on the mechanical properties. For complex and massive parts uniform heating and cooling needs to be arranged.

EOS T6 treatment is recommended to obtain controlled mechanical properties and lower variation in mechanical values (for example in long build jobs if heat transfer from parts is limited by low amount of support and after stress relief heat treatment).

An increase in porosity due to heat treatment is possible.

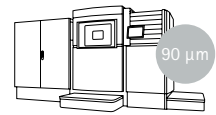
A more detailed description of heat treatment is available upon request.

### Solution Annealing:

30 minutes in 530 °C followed by immediate quenching to water.


### Aging:

Artificial aging of 6 hours in 165 °C followed by cooling in air.



## Physical Part Properties

The chemical composition of the EOS Aluminium AlSi10Mg parts is in compliance with the DIN EN 1706 (EN AC-43000) standard.

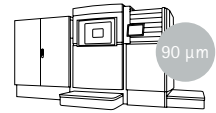


*Microstructure as manufactured.*

### Microstructure of the produced parts (as manufactured state)

Defects	Result	Number of samples
Average defect percentage	0.2 %	27
Density ISO 3369	Result	Number of samples
Average density	$\geq 2.65 \text{ g/cm}^3$	25

## Mechanical Properties



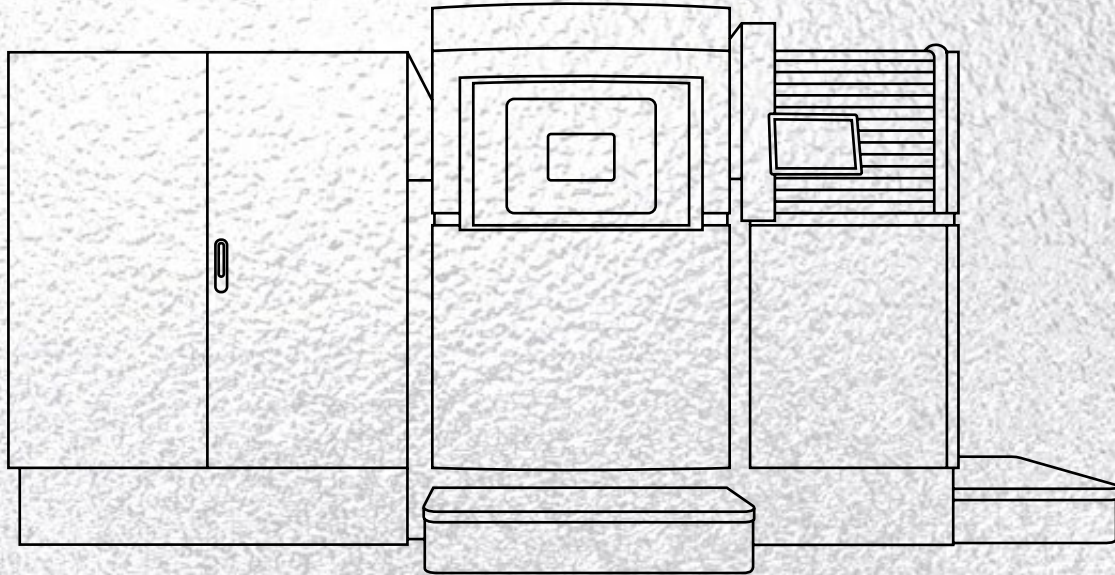
### Typical properties (as manufactured state)

	<b>Yield strength</b> Rp0.2 [MPa]	<b>Tensile strength</b> Rm [MPa]	<b>Elongation at break</b> A [%]
Vertical	240	380	2
Horizontal	260	400	3

The testing was done according to ISO 6892-1, B10. Machined (turned) samples were used.

### Typical properties (heat treated state, EOS T6)

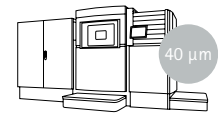
	<b>Yield strength</b> Rp0.2 [MPa]	<b>Tensile strength</b> Rm [MPa]	<b>Elongation at break</b> A [%]
Vertical	230	300	5
Horizontal	230	300	5



## EOS Aluminium AlSi10Mg for EOS M 400-4 | 40 $\mu\text{m}$

Process Information  
Heat Treatment  
Physical Part Properties  
Mechanical Properties  
Additional Data

## EOS Aluminium AlSi10Mg for EOS M 400-4 | 40 µm Process Information



High performance process with optimized quality and productivity. Good buildability with low surface roughness. EOS T6 heat treatment is recommended for parts where higher elongation properties are required.

### Main Characteristics:

- High performance AlSi10Mg process for EOS M 400-4
- Optimized combination of mechanical properties and productivity
- Two-sided recoating reduces building time

System set-up	EOS M 400-4
EOS MaterialSet	AlSi10MgAr_040_CoreM404 1.00
Software requirements	EOSPRINT 2.7 or newer EOSYSTEM 2.10 or newer
Powder part no.	9011-0024
Recoater blade	EOS HSS or soft
Build platform temperature ter blade	35 °C
Inert gas	Argon
Sieve	90 µm

### Additional information

Layer thickness	40 µm
Volume rate	4 x 7.0 mm³/s
Minimum wall thickness	0.3 mm

Increasing build platform temperature can improve buildability but build platform temperatures >100 °C together with high energy input from laser may lead to aging / overaging of parts and thus a change in mechanical properties. This risk is relevant in builds with long duration and when heat conductivity from parts is reduced due to light support structures.

## Heat Treatment

### EOS T6 Heat Treatment:

EOS has developed an AM optimized heat treatment procedure that is 40% shorter than conventional T6 heat treatment procedures.

Solution annealing 30 min @ 530 °C, water quench. Artificial aging 6 h @ 165 °C, cooling in air.

Parts to preheated oven. Maximum overheating 5 °C. Delay between SA and quenching maximum 30 s. Oven type & configuration may have

impact on the mechanical properties. For complex and massive parts uniform heating and cooling needs to be arranged.

EOS T6 treatment is recommended to obtain controlled mechanical properties and lower variation in mechanical values (for example in long build jobs if heat transfer from parts is limited by low amount of support and after stress relief heat treatment).

An increase in porosity due to heat treatment is possible.

A more detailed description of heat treatment is available upon request.

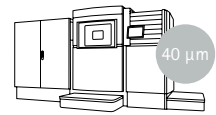
### Solution Annealing:

30 minutes in 530 °C followed by immediate quenching to water.

### Aging:



Artificial aging of 6 hours in 165 °C followed by cooling in air.





## Physical Part Properties

The chemical composition of the EOS Aluminium AlSi10Mg parts is in compliance with the DIN EN 1706 (EN AC-43000) standard.

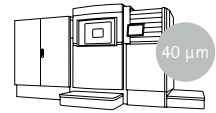


*Microstructure from left to right are as manufactured and as manufactured plus etched.*

### Microstructure of the produced parts (as manufactured state)

Defects	Result
Average defect percentage	< 0.1 %
Density ISO 3369	Result
Average density	$\geq 2.67 \text{ g/cm}^3$

## Mechanical Properties



---

### Typical properties (as manufactured state)

	<b>Yield strength</b> Rp0.2 [MPa]	<b>Tensile strength</b> Rm [MPa]	<b>Elongation at break</b> A [%]
Vertical	230	450	5
Horizontal	250	440	8

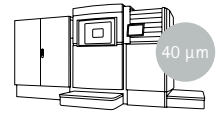
The testing was done according to ISO 6892-1, B10. Machined (turned) samples were used.

---

### Typical properties (heat treated state, EOS T6)

	<b>Yield strength</b> Rp0.2 [MPa]	<b>Tensile strength</b> Rm [MPa]	<b>Elongation at break</b> A [%]
Vertical	230	300	10
Horizontal	250	300	10

## Additional Data



Lower limit of fatigue strength

[MPa] as manufactured

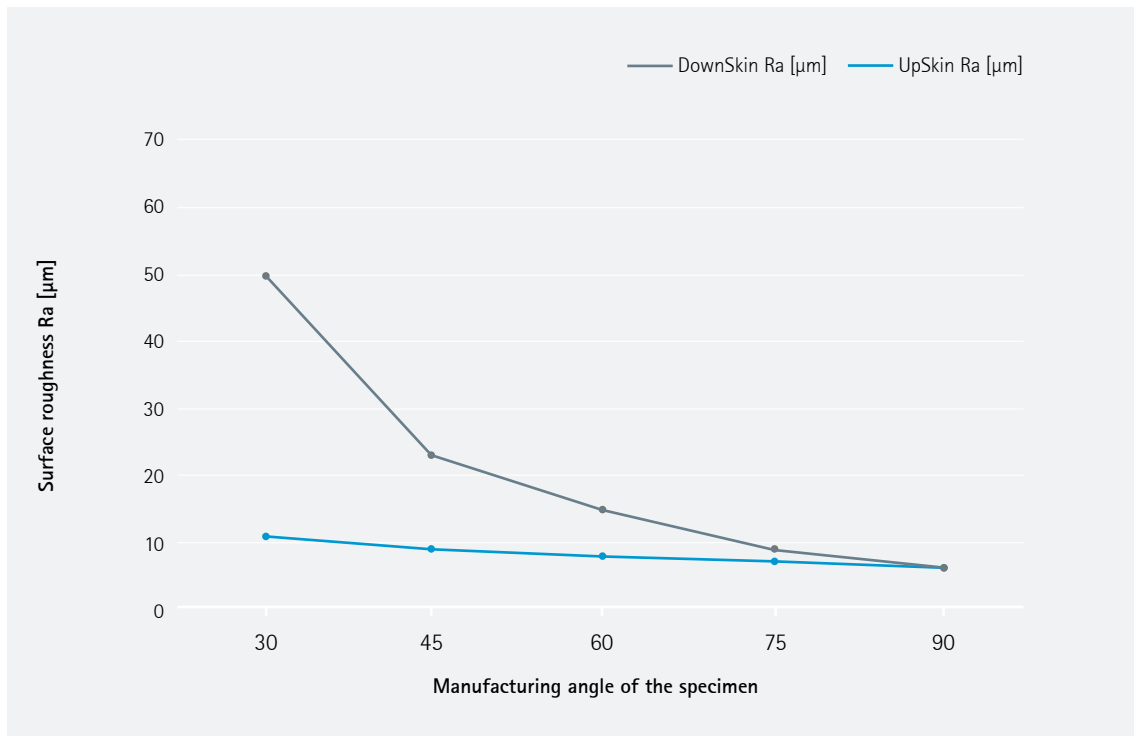
110

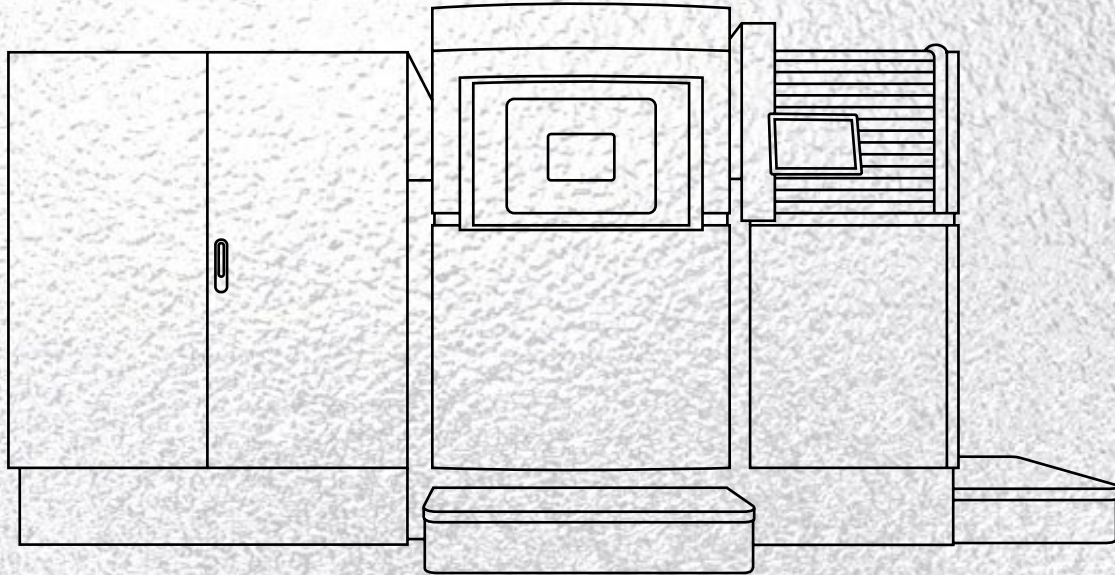
### Method:

HCF, ASTM E466-15, 10 million cycles, fully reversed

Aluminum alloys do not have fatigue limit. Actual fatigue values depend on sample geometry and specially surface finish.

### Surface roughness as manufactured

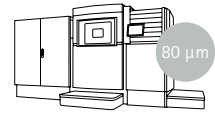




## EOS Aluminium AlSi10Mg for EOS M 400-4 | 80 $\mu\text{m}$

Process Information  
Heat Treatment  
Physical Part Properties  
Mechanical Properties

## EOS Aluminium AlSi10Mg for EOS M 400-4 | 80 µm Process Information



This process parameter is developed specifically for fast and cost-efficient production of aluminum parts with similar mechanical properties as conventionally produced casting parts. EOS T6 heat treatment is recommended for parts where higher elongation properties are required.

### Main Characteristics:

- Highest productivity of aluminum parts on the EOS M 400-4: Up to 261 cm<sup>3</sup>/h build rate
- Excellent buildability for challenging parts
- Two different parameter set options available for surface exposure

System set-up	EOS M 400-4
EOS MaterialSet	AlSi10Mg_080_HiProM404 1.00
Software requirements	EOSPRINT 2.6 or newer EOSYSTEM 2.10 or newer
Powder part no.	9011-0024
Recoater blade	EOS HSS or soft
Build platform temperature	165 °C
Inert gas	Nitrogen
Sieve	90 µm

### Additional information

Layer thickness	80 µm
Volume rate	4 x 18.1 mm <sup>3</sup> /s
Minimum wall thickness	0.4 mm
Surface roughness	R <sub>a</sub> = 15 µm

## Heat Treatment

### EOS T6 Heat Treatment:

EOS has developed an AM optimized heat treatment procedure that is 40% shorter than conventional T6 heat treatment procedures.

Solution annealing 30 min @ 530 °C, water quench. Artificial aging 6 h @ 165 °C, cooling in air.

Parts to preheated oven. Maximum overheating 5 °C. Delay between SA and quenching maximum 30 s. Oven type & configuration may have

impact on the mechanical properties. For complex and massive parts uniform heating and cooling needs to be arranged.

EOS T6 treatment is recommended to obtain controlled mechanical properties and lower variation in mechanical values (for example in long build jobs if heat transfer from parts is limited by low amount of support and after stress relief heat treatment).

An increase in porosity due to heat treatment is possible.

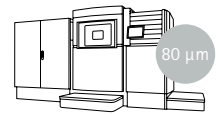
A more detailed description of heat treatment is available upon request.

### Solution Annealing:

30 minutes in 530 °C followed by immediate quenching to water.



### Aging:

Artificial aging of 6 hours in 165 °C followed by cooling in air.



## Physical Part Properties

The chemical composition of the EOS Aluminium AlSi10Mg parts is in compliance with the DIN EN 1706 (EN AC-43000) standard.

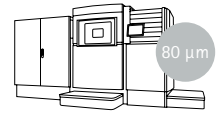


*Microstructure from left to right are as manufactured and as manufactured plus etched.*

### Microstructure of the produced parts (as manufactured state)

Defects	Result
Average defect percentage	0.3 %
Density ISO 3369	Result
Average density	$\geq 2.65 \text{ g/cm}^3$

## Mechanical Properties



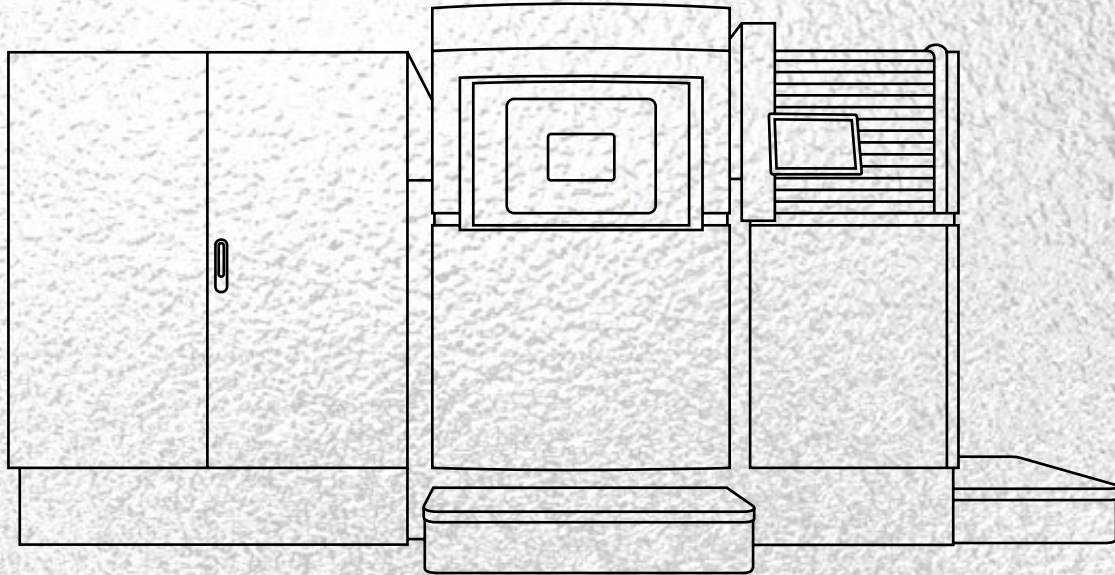
### Typical properties (as manufactured state)

	<b>Yield strength</b> Rp0.2 [MPa]	<b>Tensile strength</b> Rm [MPa]	<b>Elongation at break</b> A [%]
Vertical	220	360	2
Horizontal	250	380	2

The testing was done according to ISO 6892-1, B10. Machined (turned) samples were used.

### Typical properties (heat treated state, EOS T6)

	<b>Yield strength</b> Rp0.2 [MPa]	<b>Tensile strength</b> Rm [MPa]	<b>Elongation at break</b> A [%]
Vertical	210	300	6
Horizontal	220	310	8

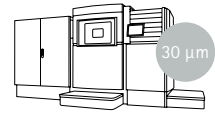


## EOS Aluminium AlSi10Mg for EOS M 400-4 | 30 $\mu\text{m}$

Process Information  
Heat Treatment  
Physical Part Properties  
Mechanical Properties



## EOS Aluminium AlSi10Mg for EOS M 400-4 | 30 µm Process Information



Earlier generation AlSi10Mg M400-4 process.  
One-sided recoating enables optimizing powder usage in larger parts.

EOS T6 heat treatment is recommended for parts where higher elongation properties are required.

System set-up	EOS M 400-4	Additional information	
EOS MaterialSet	AlSi10Mg_030_FlexM404 1.00	Layer thickness	30 µm
Software requirements	EOSPRINT 2.6 or newer EOSYSTEM 2.6 or newer	Volume rate	4 x 7.4 mm³/s
Powder part no.	9011-0024		
Recoater blade	EOS HSS blade, one-sided recoating		
Build platform temperature	165 °C		
Inert gas	Nitrogen		
Sieve	90 µm		

## Heat Treatment

### EOS T6 Heat Treatment:

EOS has developed an AM optimized heat treatment procedure that is 40% shorter than conventional T6 heat treatment procedures.

Solution annealing 30 min @ 530 °C, water quench. Artificial aging 6 h @ 165 °C, cooling in air.

Parts to preheated oven. Maximum overheating 5 °C. Delay between SA and quenching maximum 30 s. Oven type & configuration may have

impact on the mechanical properties. For complex and massive parts uniform heating and cooling needs to be arranged.

EOS T6 treatment is recommended to obtain controlled mechanical properties and lower variation in mechanical values (for example in long build jobs if heat transfer from parts is limited by low amount of support and after stress relief heat treatment).

An increase in porosity due to heat treatment is possible.

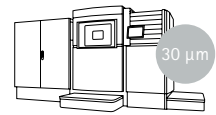
A more detailed description of heat treatment is available upon request.

### Solution Annealing:

30 minutes in 530 °C followed by immediate quenching to water.


### Aging:

Artificial aging of 6 hours in 165 °C followed by cooling in air.



## Physical Part Properties

The chemical composition of the EOS Aluminium AlSi10Mg parts is in compliance with the DIN EN 1706 (EN AC-43000) standard.

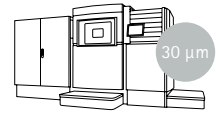


*Microstructure as manufactured.*

### Microstructure of the produced parts (as manufactured state)

Defects	Result
Average defect percentage	0.15 %
Density ISO 3369	Result
Average density	$\geq 2.64 \text{ g/cm}^3$

## Mechanical Properties



Typical properties (as manufactured state)

	<b>Yield strength</b> Rp0.2 [MPa]	<b>Tensile strength</b> Rm [MPa]	<b>Elongation at break</b> A [%]
Vertical	230	430	3
Horizontal	250	400	5

The testing was done according to ISO 6892-1, B10. Machined (turned) samples were used.

## Headquarters

EOS GmbH  
Electro Optical Systems  
Robert-Stirling-Ring 1  
D-82152 Krailling/Munich  
Germany  
Phone +49 89 893 36-0  
info@eos.info

www.eos.info

**in** EOS

 EOSGmbH

 EOS.global

 EOSGmbH

#ShapingFuture

## Further Offices

EOS France  
Phone +33 437 497 676

EOS Greater China  
Phone +86 21 602 307 00

EOS India  
Phone +91 443 964 8000

EOS Italy  
Phone +39 023 340 1659

EOS Japan  
Phone +81 45 670 0250

EOS Korea  
Phone +82 2 6330 5800

EOS Nordic & Baltic  
Phone +46 31 760 4640

EOS North America  
Phone +1 877 388 7916

EOS Singapore  
Phone +65 6430 0463

EOS UK  
Phone +44 1926 675 110

Status 05/2021

EOS is certified according to ISO 9001. EOS®, DMLS® and EOSPRINT® are registered trademarks of EOS GmbH in some countries. For more information visit [www.eos.info/trademarks](http://www.eos.info/trademarks).

Cover: This image shows a possible application.

The quoted values refer to the use of this material with above specified type of EOS DMLS system, EOSYSTEM and EOSPRINT software version, parameter set and operation in compliance with parameter sheet and operating instructions. Part properties are measured with specified measurement methods using defined test geometries and procedures. Further details of the test procedures used by EOS are available on request. Any deviation from these standard settings may affect the measured properties. The data correspond to EOS knowledge and experience at the time of publication and they are subject to change without notice as part of EOS' continuous development and improvement processes. EOS does not warrant any properties or fitness for a specific purpose, unless explicitly agreed upon. This also applies regarding any rights of protection as well as laws and regulations.

